



TOOL CATALOG / MTB SERIES



 **inan makina SANAYİ VE TİCARET A.Ş.**[®]

www.mtbbreakers.com / www.inanmakina.com

Tool Catalog

TC EN 01

03/21

EN

TÜV
AUSTRIA

TÜV
THÜRINGEN

kiwa 

STANDARD TOOLS



Chisel Point Tool

Excavation of bedrock. Breaking of flat ground. Breaking of brittle rock. For primary breaking applications. Trenching and benching.



Cone Point Tool

For sedimentary (e.g. Sandstone) and weak metamorphic rock into which the tool penetrates. Used for concrete, hard abrasive grounds, breaking of brittle rocks.



Blunt Tool

For igneous (e.g. Granite) and tough metamorphic rocks (e.g. Gneiss) into which the tool doesn't penetrate. Used in secondary breaking applications.

Breaking boulders.



Pyramite Tool

For concrete grounds and reinforced concretes.

SPECIAL TOOLS



Chisel - G Type

Used for breaking dusty/powdery rocks to take away the dust from the tip of the tool. There are channels to let the dust go away from the tip.



Cone - X Type

Used for breaking dusty/powdery rocks to take away the dust from the tip of the tool. There are channels to let the dust go away from the tip.



Asphalt Cutter

Used to cut asphalt for trenching.



Pyramite - H Type

For concrete grounds and reinforced concretes in soft or high dust operations.



Driving Tool

For driving in posts, pipes etc.







Super Blunt



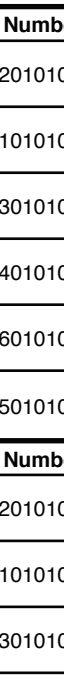

Blunt tool with increased wearing resistance.











N Type Tool





Tools manufactured from steel containing high nickel alloy which gives extra breakage resistance against bending forces.





		Tool Type	Part Number	Length	Weight	Diameter (Ø)		
		MTB 9		Cone Point	B103320101010	450 mm 17.7 in	3,7 8.14 lb	38 1.49 in
		Chisel	B103310101010	450 mm 17.7 in	3,7 8.14 lb	38 1.49 in		
		Blunt	B103330101010	450 mm 17.7 in	3,9 8.6 lb	38 1.49 in		
		Pyramid	B103340101010	450 mm 17.7 in	3,7 8.14 lb	38 1.49 in		
		X-Type	B103360101010	450 mm 17.7 in	3,7 8.14 lb	38 1.49 in		
		G-Type	B103350101010	450 mm 17.7 in	3,7 8.14 lb	38 1.49 in		
		MTB 10		Cone Point	B103320101020	500 mm 19.68 in	6.1 13.42 lb	48 1.89 in
				Chisel	B103310101020	500 19.68 in	6.1 13.42 lb	48 1.89 in
Blunt	B103330101020			500 19.68 in	6.4 14.1 lb	48 1.89 in		
Pyramid	B103340101020			500 19.68 in	6.1 13.42 lb	48 1.89 in		
X-Type	B103360101020			500 mm 19.68 in	6 13.2 lb	48 1.89 in		
G-Type								
MTB 11				Cone Point	B103320101030	500 mm 19.68 in	5,6 12.32 lb	45 1.77 in
				Chisel	B103310101030	500 19.68 in	5,6 12.32 lb	45 1.77 in
		Blunt	B103330101030	500 19.68 in	5,9 12,98 lb	45 1.77 in		
		Pyramid	B103340101030	500 19.68 in	5,6 12.32 lb	45 1.77 in		
		X-Type	B103360101030	500 mm 19.68 in	5,5 12.1 lb	45 1.77 in		
		G-Type	B103350101030	500 19.68 in	5,5 12.1 lb	45 1.77 in		
		MTB 15		Cone Point	B103320101040	495 mm 19.49 in	6.8 kg 14.96 lb	50 mm 1.97 in
				Chisel	B103310101040	495 mm 19.49 in	6.8 kg 14.96 lb	50 mm 1.97 in
Blunt	B103330101040			495 mm 19.49 in	7.2 kg 15.8 lb	50 mm 1.97 in		
Pyramid	B103340101040			495 mm 19.49 in	6.8 kg 14,96 lb	50 mm 1.97 in		
X-Type	B103360101040			495 mm 19.49 in	6.7 kg 14.74 lb	50 mm 1.97 in		
G-Type	B103350101040			495 mm 19.49 in	6.7 kg 14.74 lb	50 mm 1.97 in		

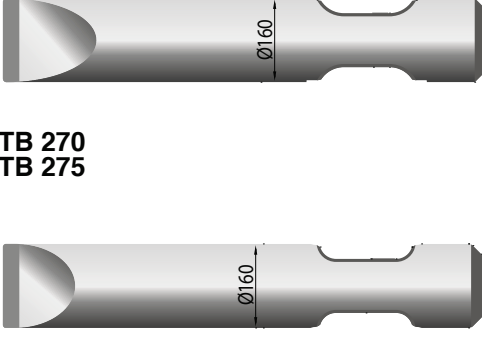



MTB 21 MTB 20 	Tool Type	Part Number	Lenght	Weight	Diameter (Ø)
	Cone Point	B103320101050	600 mm	13.2 kg	68 mm
			23.6 in	29 lb	2.68 in
	Chisel	B103310101050	600 mm	13.2 kg	68 mm
			23.6 in	29 lb	2.68 in
	Blunt	B103330101050	600 mm	14 kg	68 mm
			23.6 in	30.8 lb	2.68 in
Pyramid	B103340101050	600 mm	13.2 kg	68 mm	
		23.6 in	29 lb	2.68 in	
X-Type	B103360101050	600 mm	13 kg	68 mm	
		23.6 in	28.6 lb	2.68 in	
G-Type	B103350101050	600 mm	13 kg	68 mm	
		23.6 in	28.6 lb	2.68 in	
MTB 25 	Tool Type	Part Number	Lenght	Weight	Diameter (Ø)
	Cone Point	B103320101070	680 mm	18.5 kg	70 mm
			26.77 in	40,7 lb	2.75 in
	Chisel	B103310101070	680 mm	18.5 kg	70 mm
			26.77 in	40,7 lb	2.75 in
	Blunt	B103330101070	680 mm	19.8 kg	70 mm
			26.77 in	43,6 lb	2.75 in
Pyramid	B103340101070	680 mm	18.5 kg	70 mm	
		26.77 in	40,7 lb	2.75 in	
X-Type	B103360101070	680 mm	18 kg	70 mm	
		26.77 in	39.6 lb	2.75 in	
G-Type	B103350101070	680 mm	18 kg	70 mm	
		26.77 in	39.6 lb	2.75 in	
MTB 30 	Tool Type	Part Number	Lenght	Weight	Diameter (Ø)
	Cone Point	B103320101080	680 mm	17.7 kg	70 mm
			26.8 in	39 lb	2.75 in
	Chisel	B103310101080	680 mm	17.7 kg	70 mm
			26.8 in	39 lb	2.75 in
	Blunt	B103330101080	680 mm	19.2 kg	70 mm
			26.8 in	42.3 lb	2.75 in
Pyramid	B103340101080	680 mm	17.7 kg	70 mm	
		26.8 in	39 lb	2.75 in	
X-Type	B103360101080	680 mm	17.4 kg	70 mm	
		26.8 in	38,3 lb	2.75 in	
G-Type	B103350101080	680 mm	17.4 kg	70 mm	
		26.8 in	38,3 lb	2.75 in	
MTB 36 MTB 35 	Tool Type	Part Number	Lenght	Weight	Diameter (Ø)
	Cone Point	B103320101100	730 mm	21.6 kg	75 mm
			28.74 in	47.5 lb	2.95 in
	Chisel	B103310101100	730 mm	21.8 kg	75 mm
			28.74 in	48 lb	2.95 in
	Blunt	B103330101100	730 mm	23 kg	75 mm
			28.74 in	50.6 lb	2.95 in
Pyramid	B103340101100	730 mm	21 kg	75 mm	
		28.74 in	46.2 lb	2.95 in	
X-Type	B103360101100	730 mm	20.5 kg	75 mm	
		28.74 in	45 lb	2.95 in	
G-Type	B103350101100	730 mm	20.5 kg	75 mm	
		28.74 in	45 lb	2.95 in	

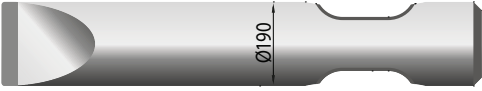



MTB 38		Tool Type	Part Number	Lenght	Weight	Diameter (Ø)	
		Cone Point	B103320101110	725 mm 28.41 in	24.5 kg 54 lb	80 mm 3.15 in	
	Chisel	B103310101110	725 mm 28.41 in	25 kg 55 lb	80 mm 3.15 in		
	Blunt	B103330101110	725 mm 28.41 in	27 kg 59.4 lb	80 mm 3.15 in		
	Pyramid	B103340101110	725 mm 28.41 in	24.5 kg 54 lb	80 mm 3.15 in		
	X-Type	B103360101110	725 mm 28.41 in	23 kg 50.6 lb	80 mm 3.15 in		
	G-Type	B103350101110	725 mm 28.41 in	23 kg 50.6 lb	80 mm 3.15 in		
	MTB 40		Tool Type	Part Number	Lenght	Weight	Diameter (Ø)
		Cone Point	B103320101120	806 mm 31.7 in	28 kg 61.6 lb	80 mm 3.15 in	
Chisel		B103310101120	806 mm 31.7 in	28 kg 61.6 lb	80 mm 3.15 in		
Blunt		B103330101120	806 mm 31.7 in	30 kg 66 lb	80 mm 3.15 in		
Pyramid		B103340101120	806 mm 31.7 in	28 kg 61.6 lb	80 mm 3.15 in		
X-Type		B103360101120	806 mm 31.7 in	27 kg 59.4 lb	80 mm 3.15 in		
G-Type		B103350101120	806 mm 31.7 in	27 kg 59.4 lb	80 mm 3.15 in		
MTB 45		Tool Type	Part Number	Lenght	Weight	Diameter (Ø)	
	Cone Point	B103320101130	790 mm 31.1 in	30 kg 66 lb	85 mm 3.35 in		
	Chisel	B103310101130	790 mm 31.1 in	30 kg 66 lb	85 mm 3.35 in		
	Blunt	B103330101130	790 mm 31.1 in	32.4 kg 71.3 lb	85 mm 3.35 in		
	Pyramid	B103340101130	790 mm 31.1 in	30 kg 66 lb	85 mm 3.35 in		
	X-Type	B103360101130	790 mm 31.1 in	29 kg 63.8 lb	85 mm 3.35 in		
	G-Type	B103350101130	790 mm 31.1 in	29 kg 63.8 lb	85 mm 3.35 in		
	MTB 65		Tool Type	Part Number	Lenght	Weight	Diameter (Ø)
	Cone Point	B103320101140	900 mm 35.4 in	45 kg 99 lb	95 mm 3.74 in		
	Chisel	B103310101140	900 mm 35.4 in	45 kg 99 lb	95 mm 3.74 in		
	Blunt	B103330101140	900 mm 35.4 in	48 kg 105.6 lb	95 mm 3.74 in		
	Pyramid	B103340101140	900 mm 35.4 in	45 kg 99 lb	95 mm 3.74 in		
	X-Type	B103360101140	900 mm 35.4 in	43 kg 94.6 lb	95 mm 3.74 in		
	G-Type	B103350101140	900 mm 35.4 in	43 kg 94.6 lb	95 mm 3.74 in		





MTB 85		Tool Type	Part Number	Lenght	Weight	Diameter (Ø)
		Cone Point	B103320101150	910 mm 35.8 in	50 kg 110 lb	100 mm 3.93 in
	Chisel	B103310101150	910 mm 35.8 in	50 kg 110 lb	100 mm 3.93 in	
	Blunt	B103330101150	910 mm	53.5 kg	100 mm	
			35.8 in	117.7 lb	3.93 in	
	Pyramid	B103340101150	910 mm	48.5 kg	100 mm	
			35.8 in	106.7 lb	3.93 in	
	X-Type					
	G-Type					
MTB 95		Tool Type	Part Number	Lenght	Weight	Diameter (Ø)
		Cone Point	B103310101160	910 mm 35.8 in	50 kg 110 lb	100 mm 3.93 in
	Chisel	B103320101160	910 mm	50 kg	100 mm	
			35.8 in	110 lb	3.93 in	
	Blunt	B103330101160	910 mm	53.5 kg	100 mm	
			35.8 in	117.7 lb	3.93 in	
	Pyramid	B103340101160	910 mm	48.5 kg	100 mm	
			35.8 in	106.7 lb	3.93 in	
	X-Type	B103360101160	910 mm	47 kg	100 mm	
35.8 in			103.4 lb	3.93 in		
G-Type	B103350101160	910 mm	47 kg	100 mm		
		35.8 in	103.4 lb	3.93 in		
MTB 120		Tool Type	Part Number	Lenght	Weight	Diameter (Ø)
		Cone Point	B103320101170	1000 mm 39.37 in	66 kg 145.2 lb	110 mm 4.33 in
	Chisel	B103310101170	1000 mm	68 kg	110 mm	
			39.37 in	149.6 lb	4.33 in	
	Blunt	B103330101170	1000 mm	71 kg	110 mm	
			39.37 in	156.2 lb	4.33 in	
	Pyramid	B103340101170	1000 mm	66 kg	110 mm	
			39.37 in	145.2 lb	4.33 in	
	X-Type	B103360101170	1000 mm	64 kg	110 mm	
39.37 in			140.8 lb	4.33 in		
G-Type	B103350101170	1000 mm	66 kg	110 mm		
		39.37 in	145.2 lb	4.33 in		
MTB 125		Tool Type	Part Number	Lenght	Weight	Diameter (Ø)
		Cone Point	B103320101180	1020 mm 40.15 in	74 kg 162.8 lb	115 mm 4.52 in
	Chisel	B103310101180	1020 mm	74 kg	115 mm	
			40.15 in	162.8 lb	4.52 in	
	Blunt	B103330101180	920 mm	72 kg	115 mm	
			36.2 in	158.4 lb	4.52 in	
	Pyramid	B103340101180	1020 mm	74 kg	115 mm	
			40.15 in	162.8 lb	4.52 in	
	X-Type	B103360101180	1020 mm	72 kg	115 mm	
40.15 in			158.4 lb	4.52 in		
G-Type	B103350101180	1020 mm	72 kg	115 mm		
		40.15 in	158.4 lb	4.52 in		

MTB 150		Tool Type	Part Number	Lenght	Weight	Diameter (Ø)	
		Cone Point	B103320101190	1100 mm 43.3 in	86 kg 189.2 lb	120 mm 4.72 in	
	Chisel	B103310101190	1100 mm 43.3 in	89 kg 195.8 lb	120 mm 4.72 in		
	Blunt	B103330101190	1000 mm 39.37 in	84 kg 185 lb	120 mm 4.72 in		
	Pyramid	B103340101190	1100 mm 43.3 in	86 kg 189.2 lb	120 mm 4.72 in		
	X-Type	B103360101190	1100 mm 43.3 in	85 kg 187 lb	120 mm 4.72 in		
	G-Type	B103350101190	1100 mm 43.3 in	87 kg 191.4 lb	120 mm 4.72 in		
	MTB 155		Tool Type	Part Number	Lenght	Weight	Diameter (Ø)
			Cone Point	B103320101200	1080 mm 42.5 in	92 kg 202.4 lb	125 mm 4.92 in
	Chisel	B103310101200	1080 mm 42.5 in	95 kg 209 lb	125 mm 4.92 in		
	Blunt	B103330101200	1000 mm 39.37 in	92 kg 202.4 lb	125 mm 4.92 in		
	Pyramid	B103340101200	1080 mm 42.5 in	92 kg 202.4 lb	125 mm 4.92 in		
	X-Type	B103360101200	1080 mm 42.5 in	91 kg 200.2 lb	125 mm 4.92 in		
	G-Type	B103350101200	1080 mm 42.5 in	93 kg 204.6 lb	125 mm 4.92 in		
	MTB 170		Tool Type	Part Number	Lenght	Weight	Diameter (Ø)
			Cone Point	B103320101210	1100 mm 43.3 in	101 kg 222 lb	130 mm 5.12 in
	Chisel	B103310101210	1100 mm 43.3 in	104 kg 229 lb	130 mm 5.12 in		
	Blunt	B103330101210	1000 mm 39.37 in	100 kg 220 lb	130 mm 5.12 in		
	Pyramid	B103340101210	1100 mm 43.3 in	100 kg 220 lb	130 mm 5.12 in		
	X-Type	B103360101210	1100 mm 43.3 in	99 kg 218 lb	130 mm 5.12 in		
	G-Type	B103350101210	1100 mm 43.3 in	102 kg 224 lb	130 mm 5.12 in		
	MTB 175		Tool Type	Part Number	Lenght	Weight	Diameter (Ø)
			Cone Point	B103320101220	1100 mm 43.3 in	109 kg 239.8 lb	135 mm 5.31 in
	Chisel	B103310101220	1100 mm 43.3 in	112 kg 246.4 lb	135 mm 5.31 in		
	Blunt	B103330101220	1000 mm 39.37 in	108 kg 237.6 lb	135 mm 5.31 in		
	Pyramid	B103340101220	1100 mm 43.3 in	108 kg 237.6 lb	135 mm 5.31 in		
	X-Type	B103360101220	1100 mm 43.3 in	106 kg 233.2 lb	135 mm 5.31 in		
	G-Type	B103350101220	1100 mm 43.3 in	109 kg 239.8 lb	135 mm 5.31 in		

MTB 210		Tool Type	Part Number	Length	Weight	Diameter (Ø)	
		Cone Point	B103320101230	1200 mm 47.24 in	128 kg 282 lb	140 mm 5.51 in	
	Chisel	B103310101230	1200 mm 47.24 in	132 kg 290 lb	140 mm 5.51 in		
	Blunt	B103330101230	1100 mm 43.3 in	127 kg 279 lb	140 mm 5.51 in		
	Pyramid	B103340101230	1200 mm 47.24 in	128 kg 282 lb	140 mm 5.51 in		
	X-Type	B103360101230	1200 mm 47.24 in	126 kg 277 lb	140 mm 5.51 in		
	G-Type	B103350101230	1200 mm 47.24 in	130 kg 286 lb	140 mm 5.51 in		
	MTB 215		Tool Type	Part Number	Length	Weight	Diameter (Ø)
			Cone Point	B103320101240	1250 mm 49.2 in	143 kg 314.6 lb	145 mm 5.7 in
	Chisel	B103310101240	1250 mm 49.2 in	148 kg 325.6 lb	145 mm 5.7 in		
	Blunt	B103330101240	1100 mm 43.3 in	137 kg 301.4 lb	145 mm 5.7 in		
	Pyramid	B103340101240	1250 mm 49.2 in	143 kg 314.6 lb	145 mm 5.7 in		
	X-Type	B103360101240	1250 mm 49.2 in	140 kg 308 lb	145 mm 5.7 in		
	G-Type	B103350101240	1250 mm 49.2 in	144 kg 316.8 lb	145 mm 5.7 in		
	MTB 250		Tool Type	Part Number	Length	Weight	Diameter (Ø)
			Cone Point	B103320101250	1250 mm 49.2 in	150 kg 330 lb	150 mm 5.9 in
	Chisel	B103310101250	1250 mm 49.2 in	154 kg 339 lb	150 mm 5.9 in		
	Blunt	B103330101250	1150 mm 45.3 in	150 kg 330 lb	150 mm 5.9 in		
	Pyramid	B103340101250	1250 mm 49.2 in	150 kg 330 lb	150 mm 5.9 in		
	X-Type	B103360101250	1250 mm 49.2 in	146 kg 321 lb	150 mm 5.9 in		
	G-Type	B103350101250	1250 mm 49.2 in	150 kg 330 lb	150 mm 5.9 in		
	MTB 255		Tool Type	Part Number	Length	Weight	Diameter (Ø)
			Cone Point	B103320101260	1200 mm 47.2 in	147 kg 323.4 lb	150 mm 5.9 in
	Chisel	B103310101260	1200 mm 47.2 in	151 kg 332.2 lb	150 mm 5.9 in		
	Blunt	B103330101260	1100 mm 43.3 in	146 kg 321.2 lb	150 mm 5.9 in		
	Pyramid	B103340101260	1200 mm 47.2 in	146 kg 321.2 lb	150 mm 5.9 in		
	X-Type	B103360101260	1200 mm 47.2 in	143 kg 314.6 lb	150 mm 5.9 in		
	G-Type	B103350101260	1200 mm 47.2 in	147 kg 323.4 lb	150 mm 5.9 in		

 <p>MTB 270 MTB 275</p>	Tool Type	Part Number	Length	Weight	Diameter (Ø)
	Cone Point	B103320101280	1250 mm	171 kg	160 mm
			49.2 in	376 lb	6.3 in
	Chisel	B103310101280	1250 mm	178 kg	160 mm
			49.2 in	391 lb	6.3 in
	Blunt	B103330101280	1150 mm	172 kg	160 mm
			45,27 in	378 lb	6.3 in
	Pyramid	B103340101280	1250 mm	171 kg	160 mm
49.2 in			376 lb	6.3 in	
X-Type	B103360101280	1250 mm	168 kg	160 mm	
		49.2 in	370 lb	6.3 in	
G-Type	B103350101280	1250 mm	175 kg	160 mm	
		49.2 in	385 lb	6.3 in	
 <p>MTB 285</p>	Tool Type	Part Number	Length	Weight	Diameter (Ø)
	Cone Point	B103320101290	1200 mm	164 kg	160 mm
			47.2 in	360.8 lb	6.3 in
	Chisel	B103310101290	1200 mm	171 kg	160 mm
			47.2 in	376.2 lb	6.3 in
	Blunt	B103330101290	1100 mm	165 kg	160 mm
			43.3 in	363 lb	6.3 in
	Pyramid	B103340101290	1200 mm	164 kg	160 mm
47.2 in			360.8 lb	6.3 in	
X-Type	B103360101290	1200 mm	160 kg	160 mm	
		47.2 in	352 lb	6.3 in	
G-Type	B103350101290	1200 mm	165 kg	160 mm	
		47.2 in	363 lb	6.3 in	
 <p>MTB 360</p>	Tool Type	Part Number	Length	Weight	Diameter (Ø)
	Cone Point	B103320101300	1350 mm	209 kg	170 mm
			53.14 in	460 lb	6.69 in
	Chisel	B103310101300	1350 mm	216 kg	170 mm
			53.14 in	475 lb	6.69 in
	Blunt	B103330101300	1250 mm	211 kg	170 mm
			49.2 in	464 lb	6.69 in
	Pyramid	B103340101300	1350 mm	208 kg	170 mm
53.14 in			458 lb	6.69 in	
X-Type	B103360101300	1350 mm	206 kg	170 mm	
		53.14 in	453 lb	6.69 in	
G-Type	B103350101300	1350 mm	212 kg	170 mm	
		53.14 in	466 lb	6.69 in	
 <p>MTB 365</p>	Tool Type	Part Number	Length	Weight	Diameter (Ø)
	Cone Point	B103320101310	1400 mm	230 kg	175 mm
			55.1 in	506 lb	6.9 in
	Chisel	B103310101310	1400 mm	239 kg	175 mm
			55.1 in	525.8 lb	6.9 in
	Blunt	B103330101310	1250 mm	225 kg	175 mm
			49.2 in	495 lb	6.9 in
	Pyramid	B103340101310	1400 mm	230 kg	175 mm
55.1 in			506 lb	6.9 in	
X-Type	B103360101310	1400 mm	227 kg	175 mm	
		55.1 in	499.4 lb	6.9 in	
G-Type	B103350101310	1400 mm	235 kg	175 mm	
		55.1 in	517 lb	6.9 in	

		Tool Type	Part Number	Lenght	Weight	Diameter (Ø)
		MTB 505 		Cone Point	B103320101330	1490 mm 58.6 in
Chisel	B103310101330			1490 mm 58.6 in	303 kg 666.6 lb	190 mm 7.48 in
Blunt	B103330101330			1490 mm 58.6 in	319 kg 701.8 lb	190 mm 7.48 in
Pyramid	B103340101330			1490 mm 58.6 in	292 kg 642.4 lb	190 mm 7.48 in
X-Type	B103360101330			1490 mm 58.6 in	285 kg 627 lb	190 mm 7.48 in
G-Type	B103350101330			1490 mm 58.6 in	295 kg 649 lb	190 mm 7.48 in
MTB 705 				Cone Point	B103320101340	1600 mm 63 in
		Chisel	B103310101340	1600 mm 63 in	393 kg 865 lb	210 mm 8.26 in
		Blunt	B103330101340	1600 mm 63 in	417 kg 917 lb	210 mm 8.26 in
		Pyramid	B103340101340	1600 mm 63 in	378 kg 832 lb	210 mm 8.26 in
		X-Type	B103360101340	1600 mm 63 in	370 kg 814 lb	210 mm 8.26 in
		G-Type	B103350101340	1600 mm 63 in	380 kg 836 lb	210 mm 8.26 in
		GA 70 		Cone Point	B103320101145	950 mm 37.4 in
Chisel	B103310101145			950 mm 37.4 in	52 kg 114.4 lb	100 mm 3.93 in
Blunt	B103330101145			950 mm 37.4 in	55 kg 121 lb	100 mm 3.93 in
Pyramid	B103340101145			950 mm 37.4 in	50 kg 110 lb	100 mm 3.93 in
X-Type						
G-Type						
GA 100 				Cone Point	B103320101910	1120 mm 44.1 in
		Chisel	B103310101910	1120 mm 44.1 in	77 kg 169.4 lb	110 mm 4.33 in
		Blunt	B103330101910	1000 mm 39.37 in	70 kg 154 lb	110 mm 4.33 in
		Pyramid	B103340101910	1120 mm 44.1 in	77 kg 169.4 lb	110 mm 4.33 in
		X-Type				
		G-Type				

		Tool Type	Part Number	Lenght	Weight	Diameter (Ø)
		GA 150 		Cone Point	B103320101920	1100 mm
	43.3 in			189.2 lb		4.72 in
Chisel	B103310101920			1100 mm	89 kg	120 mm
				43.3 in	195.8 lb	4.72 in
Blunt	B103330101920			1100 mm	92 kg	120 mm
				43.3 in	202 lb	4.72 in
Pyramid	B103340101920			1100 mm	86 kg	120 mm
		43.3 in	189.2 lb	4.72 in		
X-Type						
G-Type						
		Tool Type	Part Number	Lenght	Weight	Diameter (Ø)
		GA 200 		Cone Point	B103320101930	1200 mm
	47.24 in			239.8 lb		5.31 in
Chisel	B103310101930			1200 mm	123 kg	135 mm
				47.24 in	246.4 lb	5.31 in
Blunt	B103330101930			1200 mm	130 kg	135 mm
				47.24 in	237.6 lb	5.31 in
Pyramid	B103340101930			1200 mm	119 kg	135 mm
		47.24 in	237.6 lb	5.31 in		
X-Type						
G-Type						
		Tool Type	Part Number	Lenght	Weight	Diameter (Ø)
		GA 300 		Cone Point	B103320101940	1300 mm
	51.18 in			352 lb		5.9 in
Chisel	B103310101940			1300 mm	165 kg	150 mm
				51.18 in	363 lb	5.9 in
Blunt	B103330101940			1300 mm	174 kg	150 mm
				51.18 in	383 lb	5.9 in
Pyramid	B103340101940			1300 mm	160 kg	150 mm
		51.18 in	352 lb	5.9 in		
X-Type						
G-Type						
		Tool Type	Part Number	Lenght	Weight	Diameter (Ø)
		GA 400 		Cone Point	B103320101950	1300 mm
	55.1 in			396 lb		6.3 in
Chisel	B103310101950			1400 mm	186 kg	160 mm
				55.1 in	409 lb	6.3 in
Blunt	B103330101950			1300 mm	196 kg	160 mm
				51.2 in	431 lb	6.3 in
Pyramid	B103340101950			1400 mm	180 kg	160 mm
		55.1 in	396 lb	6.3 in		
X-Type						
G-Type						

 **inan makina** SANAYİ VE TİCARET A.Ş.

A. OSB Baheli Evler Mh. 11 Cd. 922 ada 11 Parsel erkezky / Tekirdağ T. 0212 549 25 00 - 0212 549 25 35

E. www.mtbbreakers.com / www.inanmakina.com / info@inanmakina.com

